

Training Room Layout

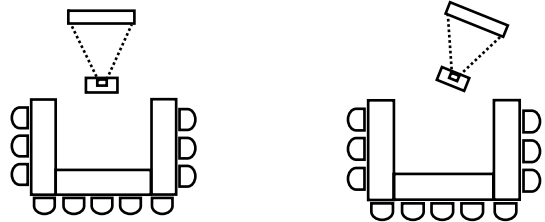
Considerations:

- Projection screen visibility
- Type of presentation
- Group size
- Room size and shape
- Screen placement

Layouts:


U-shaped table

- Group size: 20 and under
- Ideal for participation and discussion




Classroom

- Group size: 20 to 80
- Good for lectures or discussions



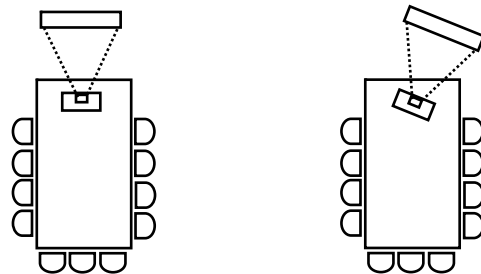
Small tables

- Group size: 20 and under
- Good for discussions and group activities



Center table

- Group size: 6 to 12 (maximum)
- Good setup for a small room
- Good for lectures or discussions



Auditorium

- Group size: up to 200
- Classes requiring little or no participation - lecture
- Large screen necessary

